


Wasatch Vista

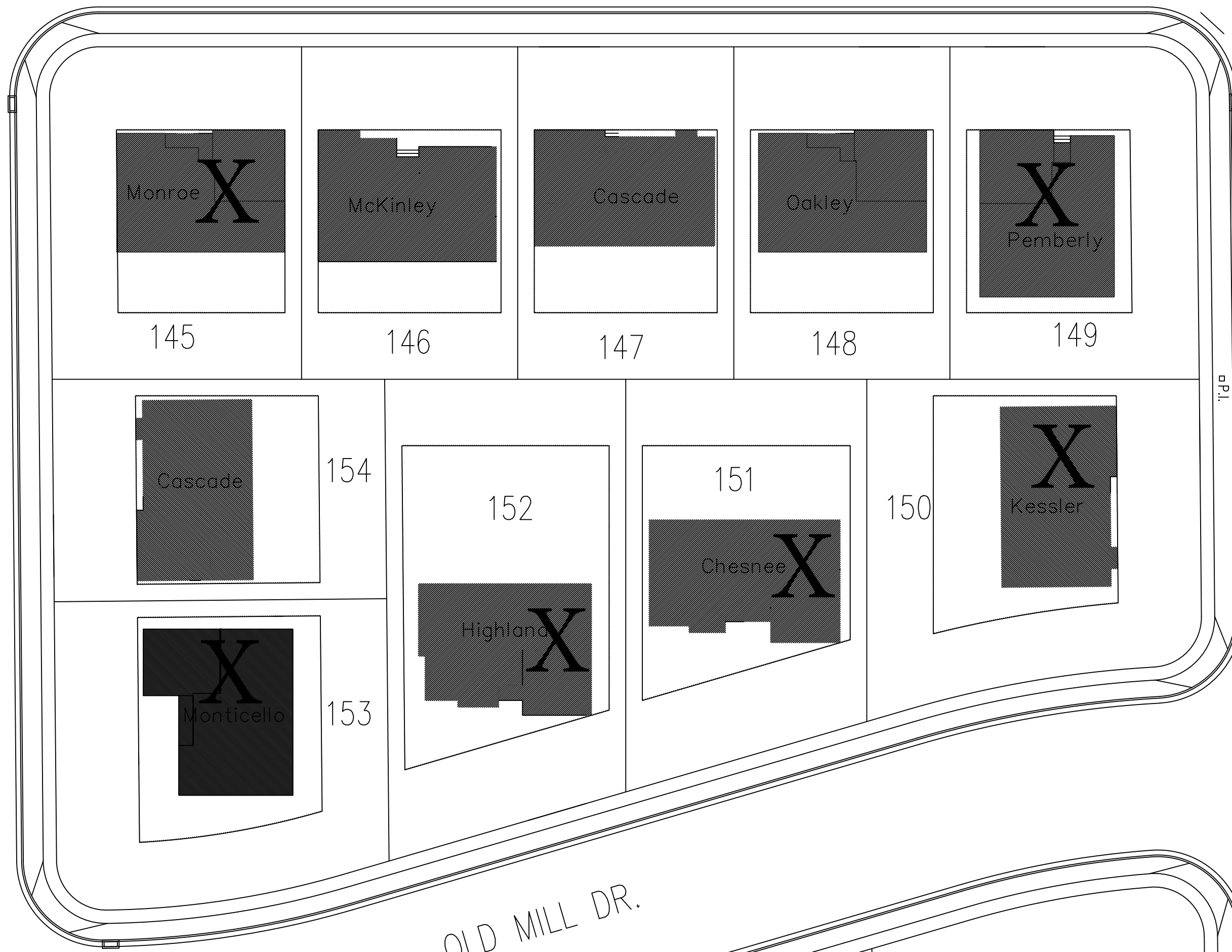
Status	Lot #	Lot Area	House Plan
Available	109	6,660	Kessler
Available	110	6,660	Reynolds
Available	111	6,660	Oakley
Available	112	6,660	Winslow
SOLD	113	6,660	Chesnee
SOLD	114	6,670	Wasatch
SOLD	115	6,998	Highland
SALE PENDING	116	6,997	Monroe
SOLD	117	9,125	Reynolds
SOLD	118	11,316	Meridian
SOLD	119	9,514	McKinley
SOLD	120	8,665	Chesnee
SOLD	121	9,667	Reynolds
Available	122	7,453	Winslow
SOLD	123	6,610	Kessler
SOLD	124	6,610	Highland
SOLD	125	6,610	Wasatch
Available	126	6,610	Roosevelt
SOLD	127	6,610	Harvard
Available	128	6,610	Monticello
Available	129	6,610	Chesnee
Available	130	7,887	Kessler
Available	131	7,455	Veranda
Available	132	6,500	Winslow
Available	133	6,500	Roosevelt
Available	134	6,500	Monticello
Available	135	7,271	Pemberly
Available	136	11,166	Monroe
Available	137	11,214	Denali
SOLD	138	7,479	Veranda
Available	139	6,500	Roosevelt
SOLD	140	6,500	Highland
Available	141	6,500	Winslow
Available	142	7,379	Pemberly
Available	143	11,171	Oakley
Available	144	11,209	Denali
SOLD	145	7,497	Monroe
Available	146	6,500	McKinley
Available	147	6,500	Cascade
Available	148	6,500	Oakley
SOLD	149	7,397	Pemberly
SOLD	150	9,184	Kessler
SOLD	151	8,232	Chesnee
SOLD	152	9,671	Highland
SOLD	153	8,834	Monticello
Available	154	6,646	Cascade

Updated: August 29, 2017

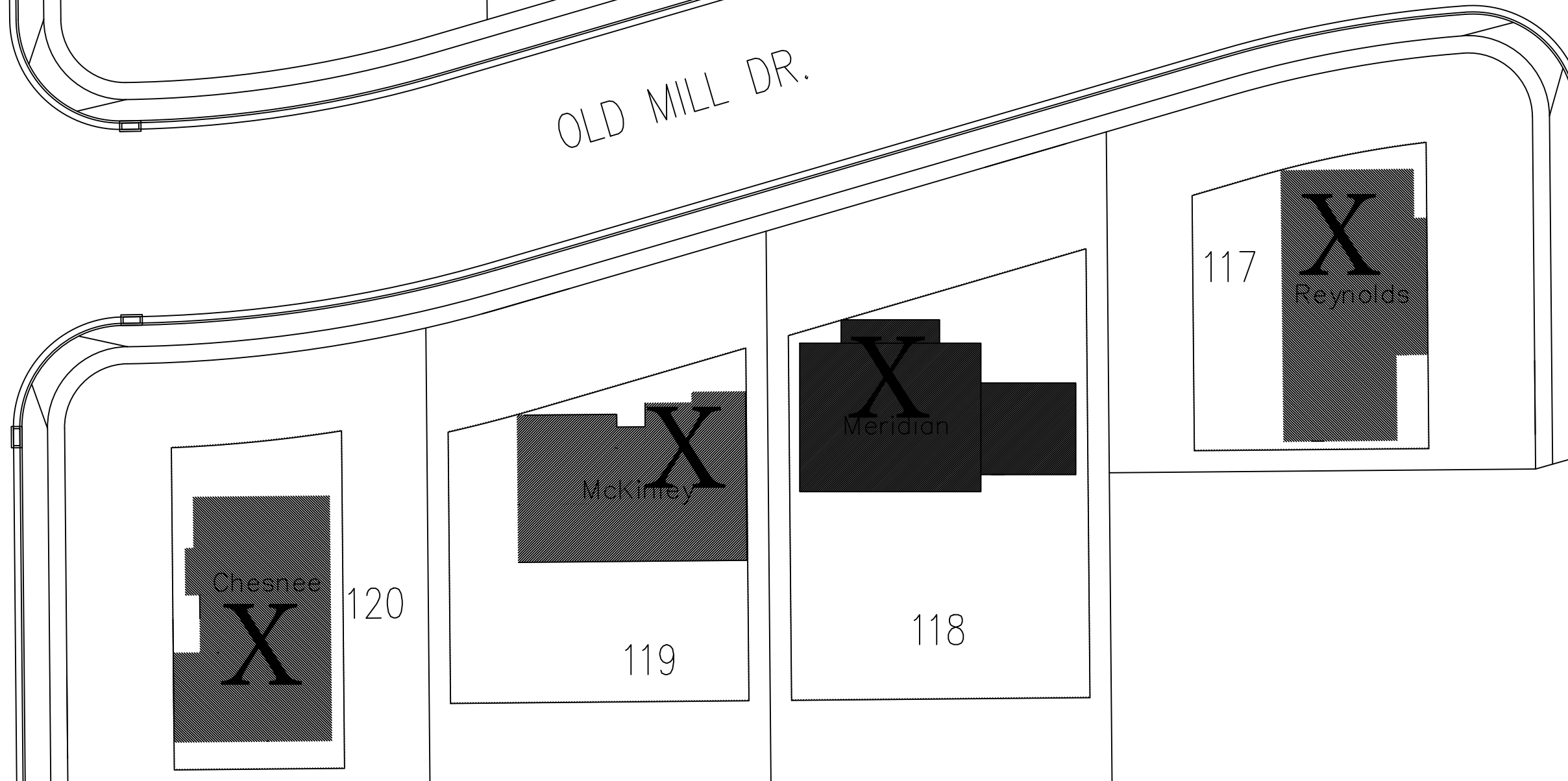
780 SOUTH (CHRISTENSEN LN)



860 SOUTH



OLD MILL DR.



620 EAST

620 EAST

770 EAST

770 EAST

